

NOISE — REPORT —

May 2024

PRESENTED BY





MITIGATE ADVERSE IMPACTS OF AIRPORT NOISE TO THE EXTENT FEASIBLE

Public Outreach & News

NAA staff continue to speak with pilots in the terminal and on the ramps regarding the noise sensitivity of the surrounding community.

The NAA continues to promote the NBAA Noise Abatement Arrival and Departure Procedures (NADP) on social media, through the tenant newsletter, and in printed materials in the terminals to further promote the procedures. Staff is also working with NBAA to develop instructional videos that can be widely shared and promoted.

The NAA conducted interviews and hired a new Noise Abatement Specialist, who will begin in May. She brings a wealth of experience in aviation and interacting with both the public and aviation community.

The Noise Compatibility Committee met on May 2nd to discuss issues related to noise abatement

The NAA hosted the 4th Plane Talk of the season in the SE quadrant on April 30th. One meeting was held in all four quadrants around the airport.

NAA STAFF ARE ALWAYS AVAILABLE TO ANSWER QUESTIONS OR MEET WITH NEIGHBORHOODS, ORGANIZATIONS, OR COMMUNITY GROUPS.

Trends

The following trends were observed when compared with the same period in the last fiscal year.

	Curfew Violations	Jet Curfew Violations	Noise Comments	Jet Ops	Total Ops
FYTD 24	↑ 11%	↓ 43%	↑ 109%	↑ 6%	↑ 4%
APR FY 24	↑ 4%	↑ 5%	↑ 205%	↑ 3%	↑ 13%

- 558 comments (61%) from 4 commenters in FYTD 24.
- Due to the effects of Hurricane Ian, the airport was not open for operations from October 1 to 14. FY 23 had 0 curfew operations vs. 61 during the same period in FY 24 and 52 in FY 22.



Curfew Violator Outreach

- NAA staff continue to contact all curfew violators through multiple methods including phone calls, letters, and face-to-face communications, and they continue to speak with pilots/passengers at the airport about noise and curfew related issues.
 - 100% of curfew violators were contacted via letter in January and in FYTD 24.
 - Staff was able to speak with 63% of curfew violators in April.
 - Staff was able to speak with 71% of curfew violators in FYTD 24.
- NAA staff continue their efforts to contact all flight schools south of Orlando, Fl. Currently, over 350 flight schools/training centers have been contacted.
- The Executive Director spoke at the High Flyers Meeting about noise abatement and to promote the new Fly Safe Fly Quiet (FSFQ) Leaderboard Program and noise abatement departure procedures to tenants and airport users.
- The NAA hosted a lunch event with tenants on May 9th. During the event staff promoted noise abatement procedures and the new FSFQ Leaderboard program.

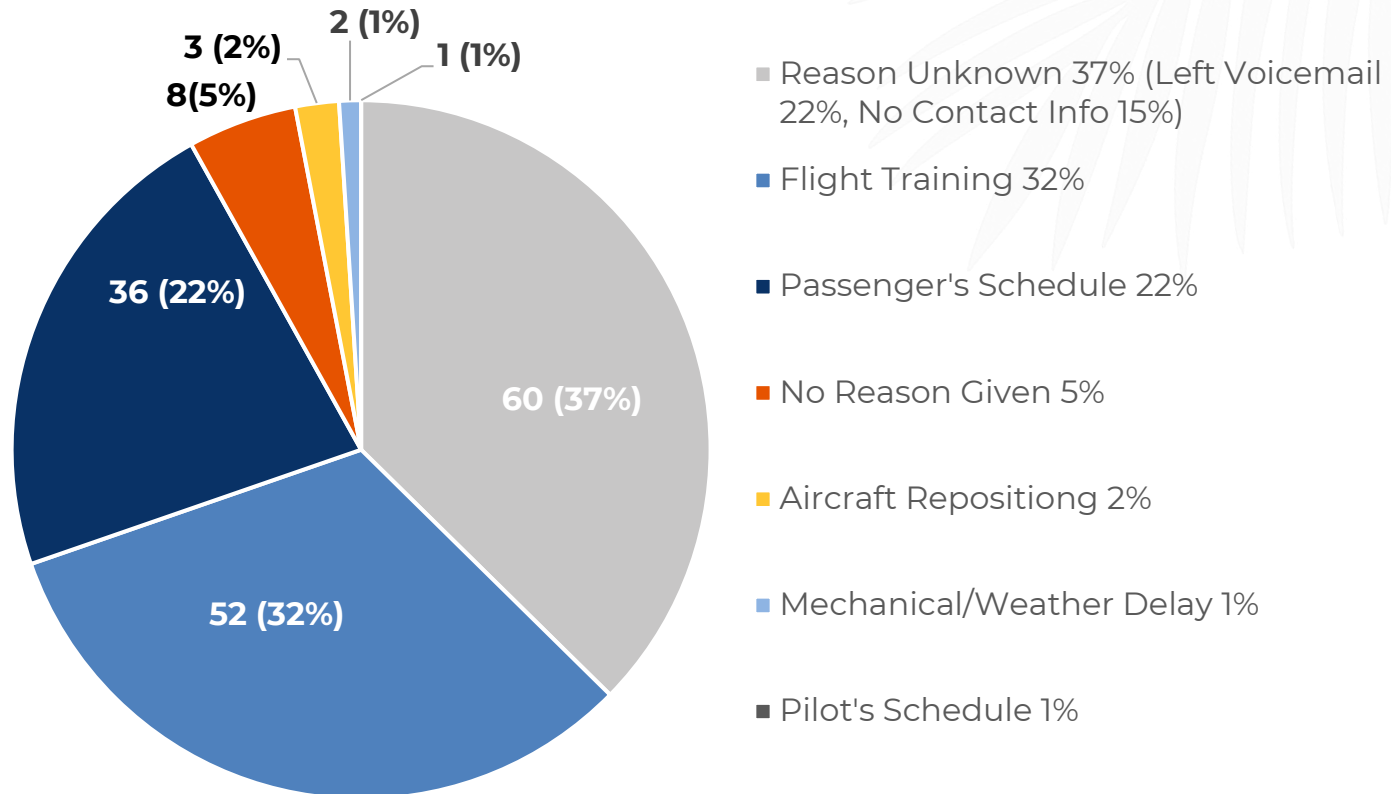
Operator Efforts

- Elite Jets worked with passengers who agreed to leave after 7 a.m. and avoid a curfew violation
- Elite Jets was able to work with their Air Traffic Desk to get an earlier departure time, so that they were able to arrive before 10 p.m. and avoid a curfew violation.



REASONS FOR CURFEW VIOLATIONS

April 2024



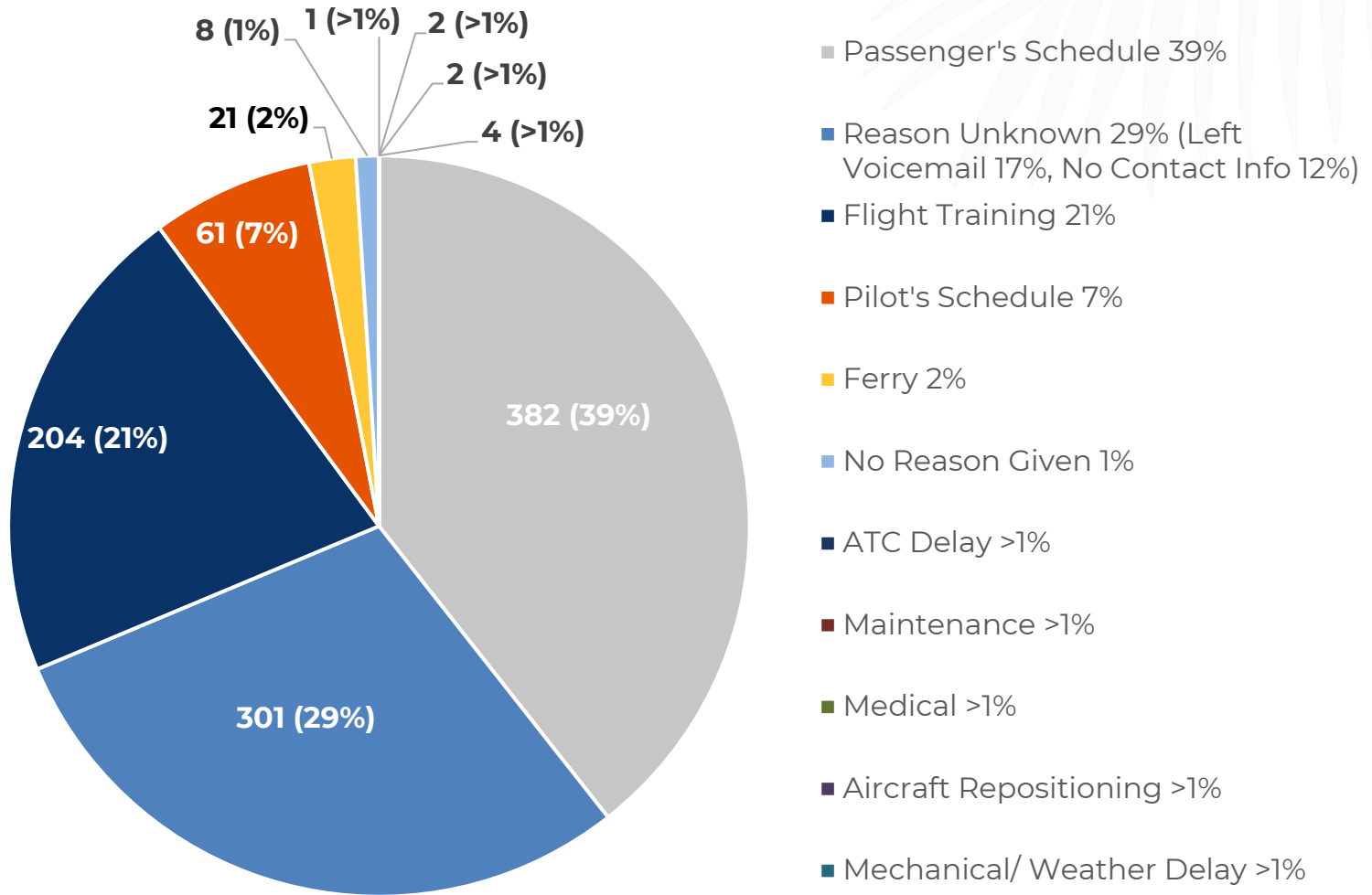
SUMMARY OF CURFEW VIOLATIONS

- No curfew violators stated that they were unaware of the voluntary curfew at KAPF.
- Most pilots spoken to said that the reason for the violation was flight training or passenger's schedule.
- 2 operators flew during the curfew to undergo maintenance tests.



REASONS FOR CURFEW VIOLATIONS

FYTD 2024





APRIL – TOP CURFEW VIOLATORS WITH CONTACT INFORMATION

APRIL FY 2024

COMPANY	NUMBER OF OPS	TAIL NUMBER	ADDRESS	PHONE NUMBER	REASON
Treasure Coast Flight Training	11	1158Q, 242RT, 363SA, 409ES, 663SP, 83AF, 859CP, 9730F, 9731F	2400 SE Thunderbolt Dr., Stuart, FL	772-219-4191	Training
Naples Air Center Inc	8	800JA, 920AC, 960AC, 970AC, 974AC, 975AC	230 Aviation Dr S, Naples, FL	239-643-1717	Training
Aerospace Aviation Services Inc/Rent & Fly	8	64465, 8957V	15001 NW 42nd Avenue, Opa Locka, FL	786-222-7646	Training
FlexJet/Flight Options LLC	6	277FX, 361FX, 417FX, 507FX, 563FX, 588FX	26180 Curtiss Wright Pkwy, Cleveland, OH	972-720-2800	Aircraft Repositioning, Passenger Schedule
RexAir Flight School /RexAir Maintenance	5	239SM, 515SC, 81FF, 952SB, 965KW	304 Citation Point, Naples, FL	239-649-0822	Training
Fair Wind Air Charter	4	358MH, 917SC	2525 SE Witham Field Dr.	772-288-4130	Passenger Schedule
Exclusive Jets LLC	4	736JS, 823JS, 835JS, 868JS	2860 Jetport Rd, Kinston, NC	800-544-2165	Aircraft Repositioning, Passenger Schedule
Clear Skies Avionics Inc.	4	5193H	4303 General Howard Dr., Clearwater, FL	727-415-0583	Training



YEAR TO DATE – TOP CURFEW VIOLATORS WITH CONTACT INFORMATION

FYTD 2024

COMPANY	NUMBER OF OPS	TAIL NUMBER	ADDRESS	PHONE NUMBER
FlexJet LLC/Flight Options Inc	58	MULTIPLE	26180 Curtiss Wright Pkwy, Cleveland, OH	972-720-2800
Treasure Coast Flight	39	MULTIPLE	2400 Thunderbolt Dr., Stuart, FL	772-219-4191
Aerospace Aviation Services Inc/Rent & Fly	28	64465, 7347G, 8957V	1209 N Orange St, Wilmington, DE	786-222-7646
Elite Jets Charter LLC	26	1Y,4B,5A,6A,7DR	125 Aviation Dr. S, Naples, FL	239-900-9000
RexAir Aircraft	26	MULTIPLE	304 Citation Point, Naples, FL	239-649-8822
Jet 1 Charter	21	MULTIPLE	101 Aviation Dr., Naples, FL	239-643-9700
JetEdge/JetSelect LLC	21	MULTIPLE	4131 Worth Ave, Columbus, Ohio	818-442-0096
Naples Air Center Inc	20	MULTIPLE	230 Aviation Dr. S, Naples, FL	239-643-1717
Oakes Farms	17	325FP, 368FD	4206 Merchantile Ave, Naples, FL	239-643-1717



APRIL – TOP CURFEW VIOLATORS

APRIL FY 2024

NAME	TAIL NUMBER	NUMBER OF OPS	% OF OPERATOR OPS	% OF APF CURFEW OPS
Treasure Coast Flight Training	MULTIPLE	11	16.4%	6.4%
Naples Air Center Inc	MULTIPLE	8	0.3%	4.7%
Aerospace Aviation Services Inc/Rent & Fly	64465, 7347G,8957V	8	3.4%	4.7%
FlexJet/Flight Options LLC	MULTIPLE	6	1.4%	3.5%
RexAir Flight School /RexAir Maintenance	MULTIPLE	5	0.6%	2.9%
Fair Wind Air Charter	358MH, 917SC	4	36.4%	2.6%
Exclusive Jets LLC	MULTIPLE	4	2.6%	2.6%
Clear Skies Avionics Inc.	5193H	4	100%	2.6%

APRIL FY 2023

NAME	NUMBER OF OPS
Flydreams Aircraft Group Inc.	7
Flight Options LLC/FlexJet LLC	7
Paragon Flight Training Co.	6
Elite Jets Charter LLC	5
Treasure Coast Flight Training	4
Gama Aviation LLC/Wheels Up/Mountain Aviation	4
XO Jet	4
BAAS Holdings LLC	4
Cirrus Aviation Inc.	4
Exclusive Jets LLC	4
Naples Air Center	4

APRIL FY 2022

NAME	NUMBER OF OPS
NetJets Sales, Inc./EJM	24
Elite Jets Charter LLC	14
Flight Options LLC/FlexJet LLC	7
AWMR LLC	6
Air Trek Inc.	5
John Bermudez	5
910JK LLC	4
JA Megna Aircraft LLC	4
6 Operators	3



YEAR TO DATE – TOP CURFEW VIOLATORS

FYTD 2024

NAME	TAIL NUMBER	NUMBER OF OPS	% OF OPERATOR OPS	% OF APF CURFEW OPS
FlexJet LLC/Flight Options Inc	MULTIPLE	58	2.0%	33.7%
Treasure Coast Flight	MULTIPLE	39	11.7%	22.7%
Aerospace Aviation Services Inc/Rent & Fly	64465, 7347G, 8957V	28	11.8%	16.3%
Elite Jets Charter LLC	1Y,4B,5A,6A,7DR	26	3.3%	15.1%
RexAir Aircraft	MULTIPLE	26	0.2%	15.1%
Jet 1 Charter	MULTIPLE	21	4.4%	12.2%
JetEdge/JetSelect LLC	MULTIPLE	21	6.3%	12.2%
Naples Air Center Inc	MULTIPLE	20	0.2%	9.9%
Oakes Farms	325FP, 368FD	17	7.7%	9.9%

FYTD 2023

NAME	NUMBER OF OPS
Flight Options LLC/FlexJet LLC	43
Treasure Coast Flight Training	31
Elite Jets Charter LLC	28
JetSelect LLC/JetEdge	21
Gama Aviation LLC/Wheels Up/Mountain Aviation	15
NetJets Sales, Inc./EJM	15
Naples Air Center	14
RexAir Flight School /RexAir Maintenance	14
Daniel Giraldo	14
Oakes Farms Food & Dist. Svcs LLC/S2T	13

FYTD 2022

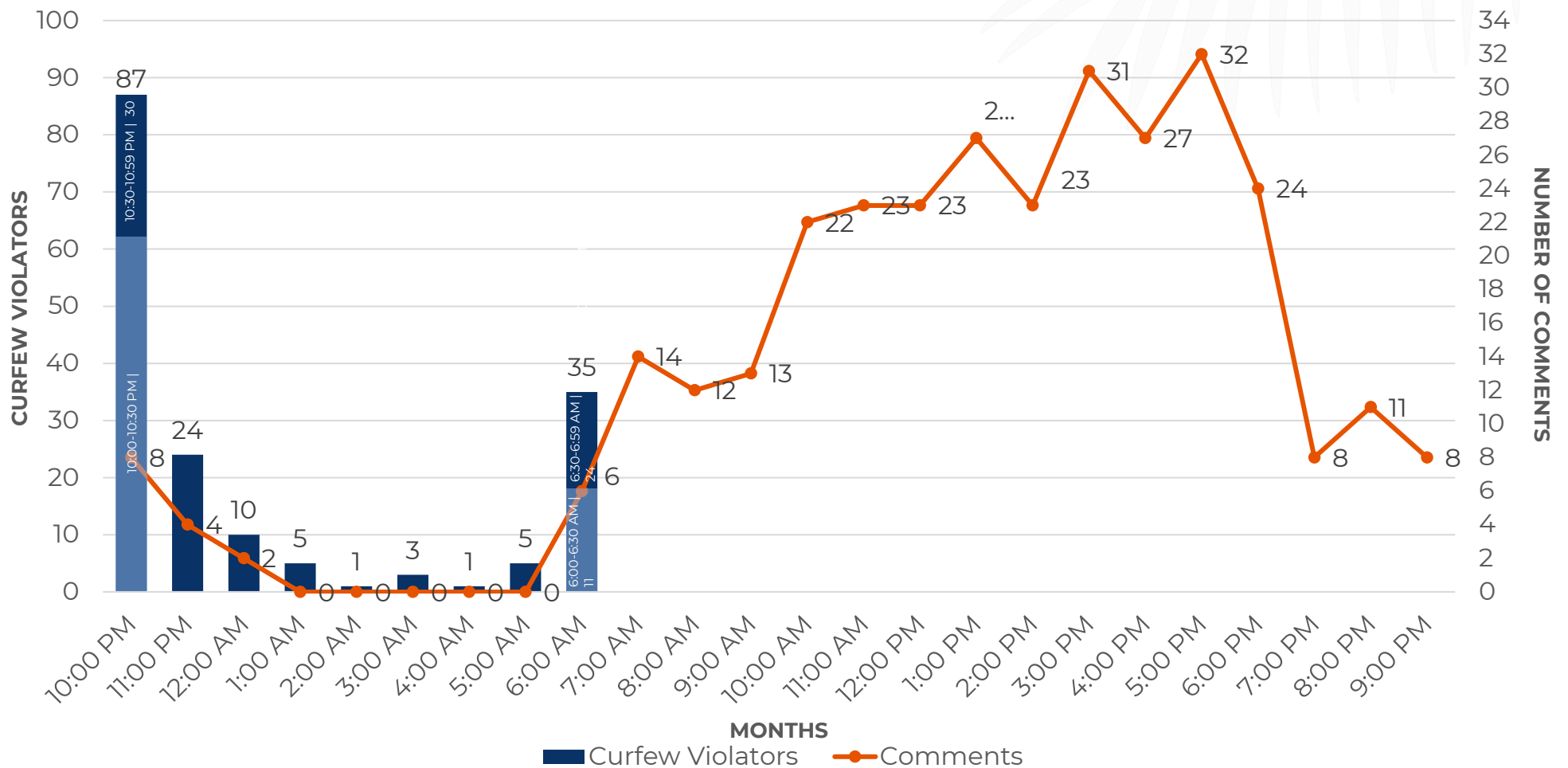
NAME	NUMBER OF OPS
NetJets Sales, Inc./EJM	194
Flight Options LLC / FlexJet LLC	80
Elite Jets Charter LLC	71
RexAir Flight School / RexAir Maintenance	36
JetSelect Aviation LLC / Jet Edge International	21
Oakes Farms Food & Dist. Svcs. LLC	18
Exclusive Jets LLC	17
Wheels Up Private Jets LLC	16
Blue Grass Capital Holdings LLC	14
Planesense	13



CURFEW VIOLATORS BY HOUR VS COMMENTS BY HOUR

April FY 2024

CURFEW HOURS: 10PM – 7 AM

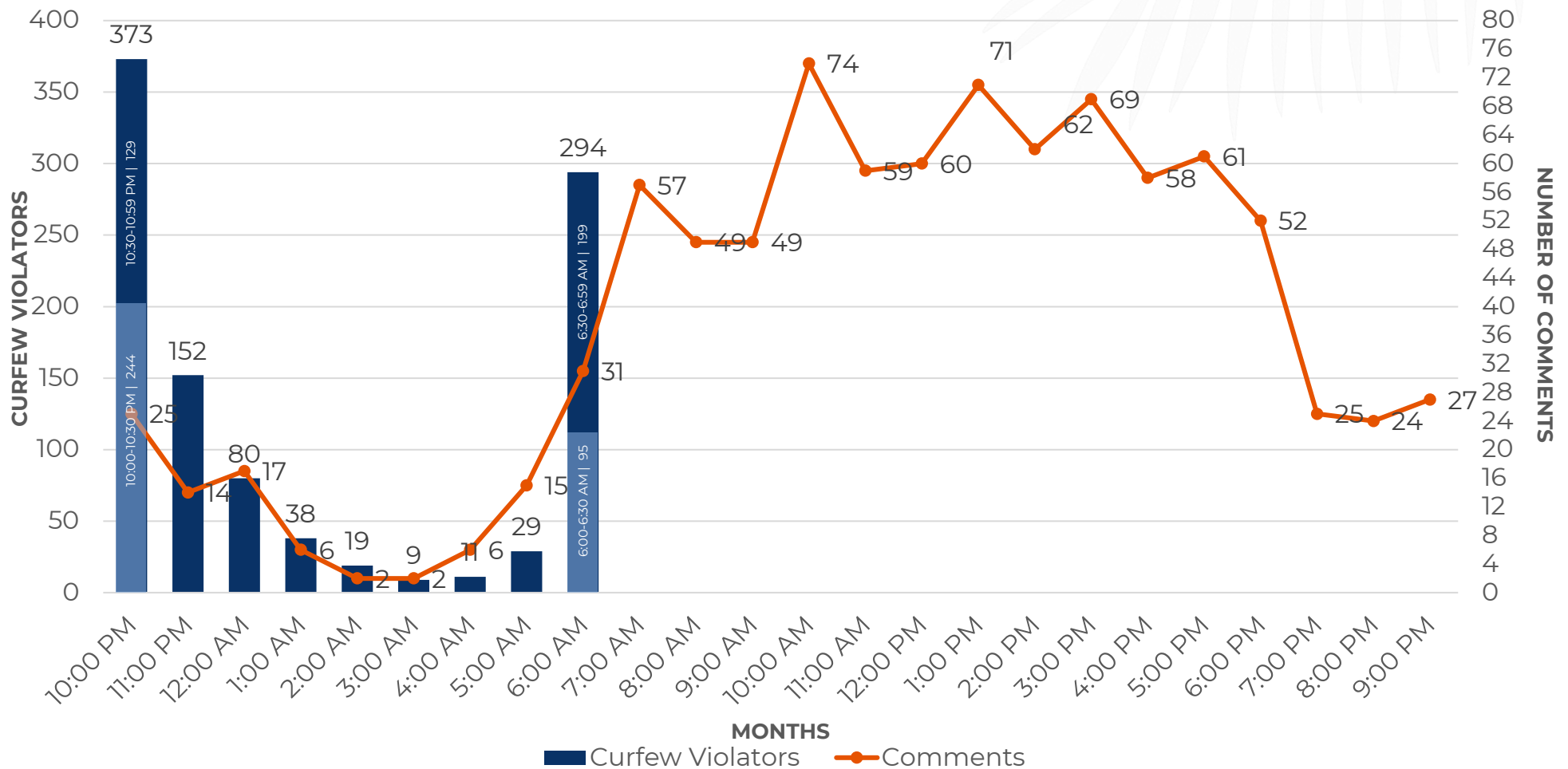




CURFEW VIOLATORS BY HOUR VS COMMENTS BY HOUR

FYTD 2024

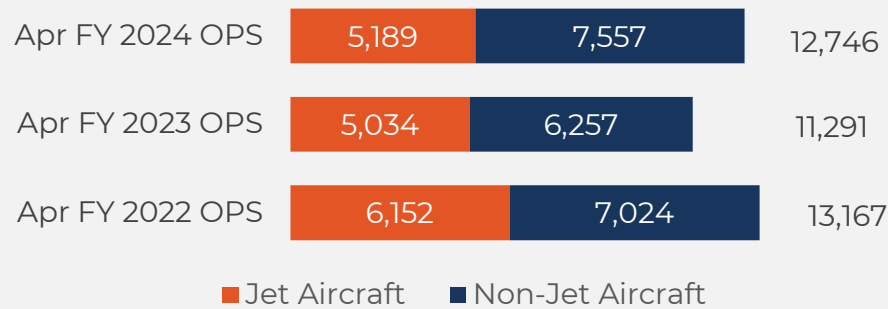
CURFEW HOURS: 10PM – 7 AM



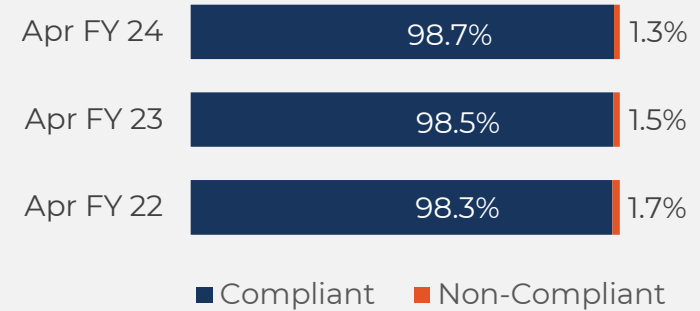


APRIL – YEAR OVER YEAR COMPARISON

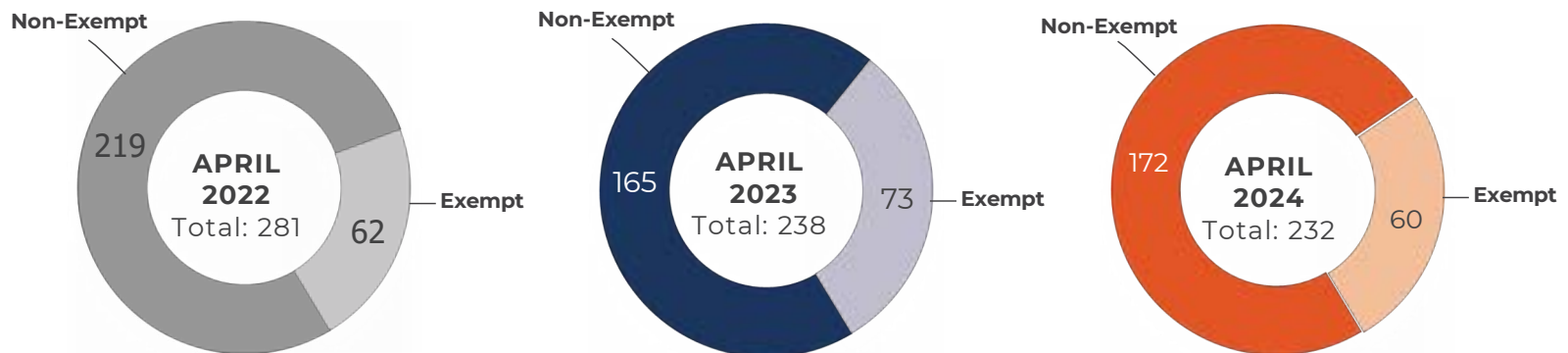
TOTAL AIRCRAFT OPERATIONS



VOLUNTARY CURFEW COMPLIANCE RATE



VOLUNTARY CURFEW OPERATIONS



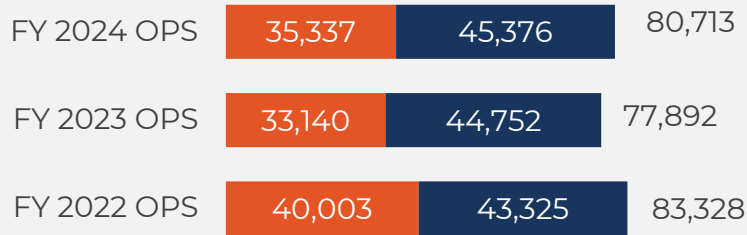
Through April FY 2024

Public service flights including EMS MedFlight, Collier Sheriff's Office, Mosquito Control and military flights are exempt and not included in this graphic..



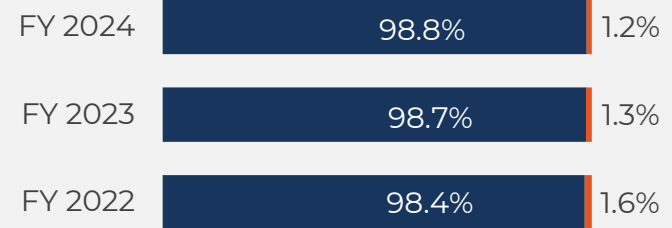
FISCAL YEAR OVER YEAR COMPARISON

TOTAL AIRCRAFT OPERATIONS



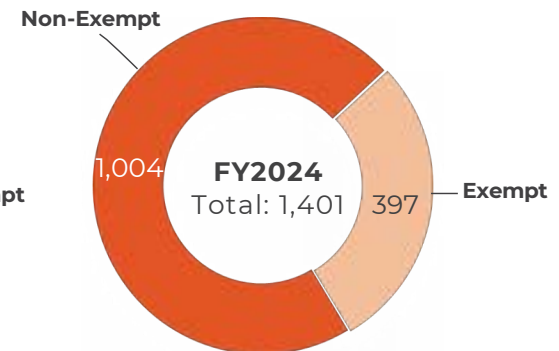
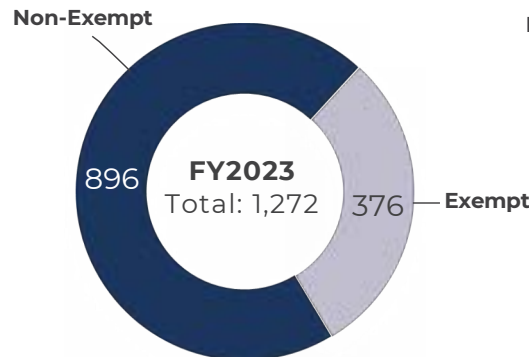
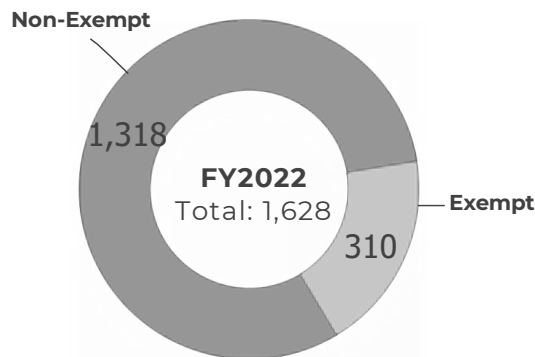
■ Jet Aircraft ■ Non-Jet Aircraft

VOLUNTARY CURFEW COMPLIANCE RATE



■ Compliant ■ Non-Compliant

VOLUNTARY CURFEW OPERATIONS



Through April FY 2024

Public service flights including EMS MedFlight, Collier Sheriff's Office, Mosquito Control and military flights are exempt and not included in this graphic..



NOISE REPORT

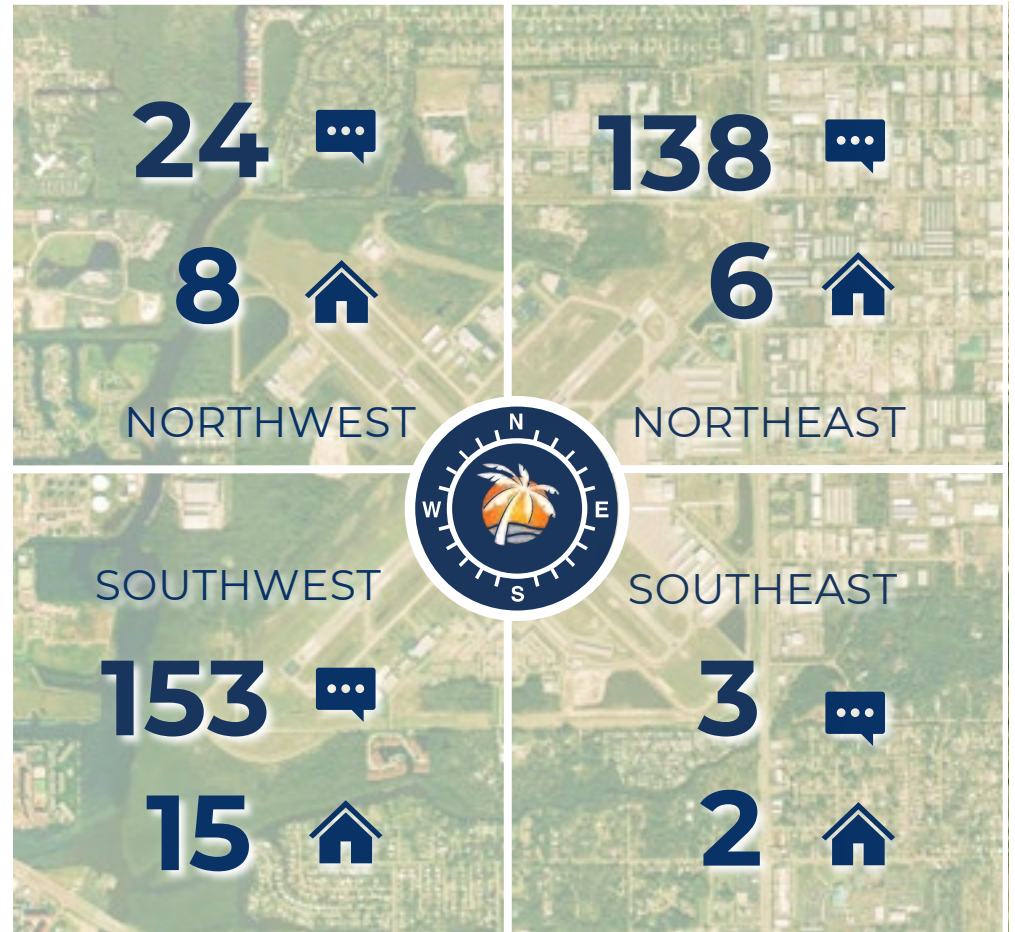


APRIL FY 2024 COMMENTS

Comments by Neighborhood in APRIL FY24

Neighborhood	Number of Noise Comments	Households	Comments/ Household
Willoughby Acres	61	1	61
Briarwood	43	1	43
Collier Woods	30	1	30
Old Naples	148	11	13
Cocquina Sands	12	1	12
Lake Park	3	1	3
Park Shore	4	2	2
Moorings Park/Naples Grande	2	1	2
Marina Manor	2	1	2
Kings Lake	2	2	1
Moorings	2	2	1
Sun Terrace	2	2	1
Aqualane Shores	1	1	1
Wyndemere	1	1	1
Bay Front	1	1	1
Royal Harbor	1	1	1
Lakewood	1	1	1
Unknown	1	1	1
Vineyards	1	1	1
Totals	318	33	10

COMMENTS AND HOUSEHOLDS BY QUADRANT IN APRIL 2024



- 18 comments related to public service flights
- 81% of comments from 6 households
- 50% of comments via 6 Airnoise users*
- 2 comments are from unknown quadrants

* Airnoise comments began on March 30, 2024.



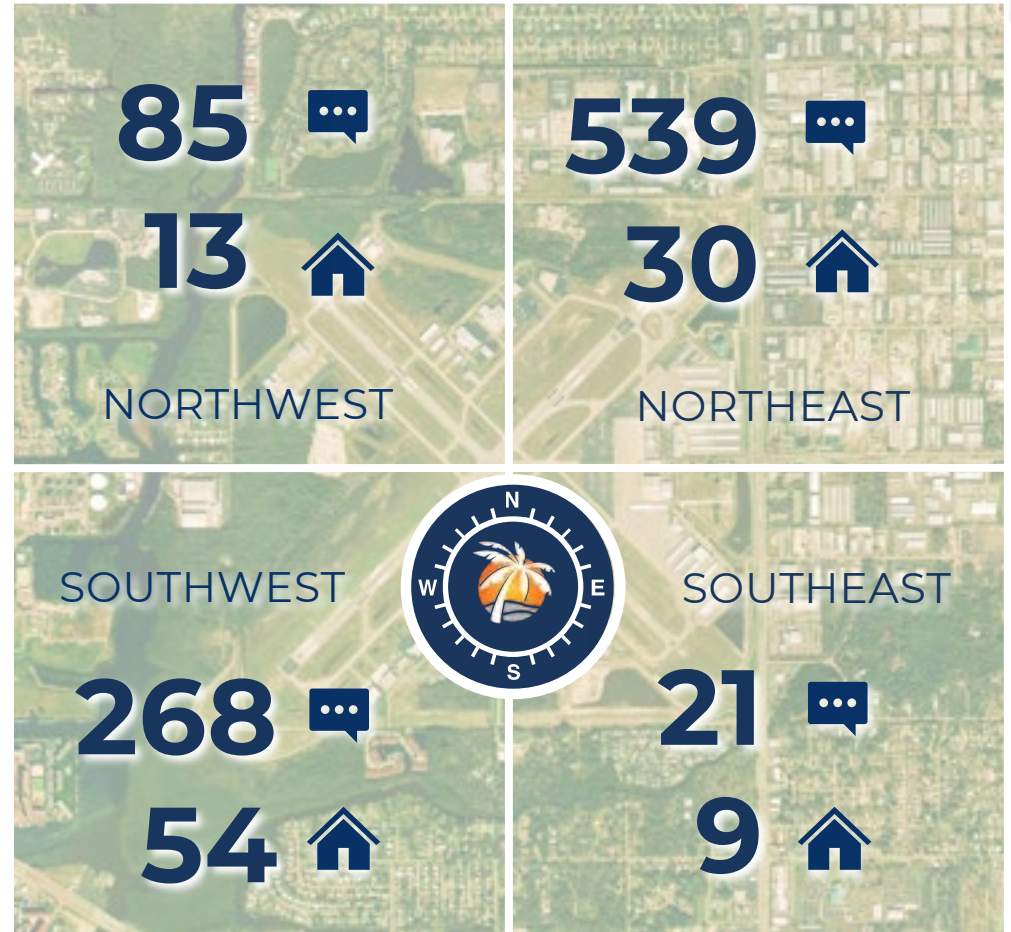
NOISE REPORT



FYTD 2024 COMMENTS

Neighborhood	Number of Noise Comments	Households	Comments/ Household
Willoughby Acres	189	1	189
Briarwood	231	2	115
Cocquina Sands	24	1	24
Collier Woods	68	4	17
Lake Park	16	2	8
Park Shore	15	2	8
Coconut Creek	7	1	7
Moorings	17	3	6
Sun Terrace	9	2	5
Moorings Park/Naples Grande	5	1	5
Old Naples	250	46	5
Bay Front	8	2	4
Grey Oaks	8	2	4
Wyndemere	19	6	3
Golden Gate Estates	6	3	2
Marina Manor	5	3	2
Orchid Run	2	1	2
Pine Ridge	2	1	2
Royal Harbor	8	4	2
Kings Lake	4	2	2
Mariner's Cove	2	1	2
Aqualane Shores	2	1	2
Vineyards	2	1	2
Bears Paw	1	1	1
Crown Point	1	1	1
Foxfire	1	1	1
Golden Gate City	4	4	1
Logan Woods	3	3	1
Naples Villas	1	1	1
Oyster Bay	1	1	1
Urban Estates	1	1	1
Lakewood	1	1	1
Unknown	2	2	1
Totals	915	108	8

COMMENTS AND HOUSEHOLDS BY QUADRANT IN FYTD 2024

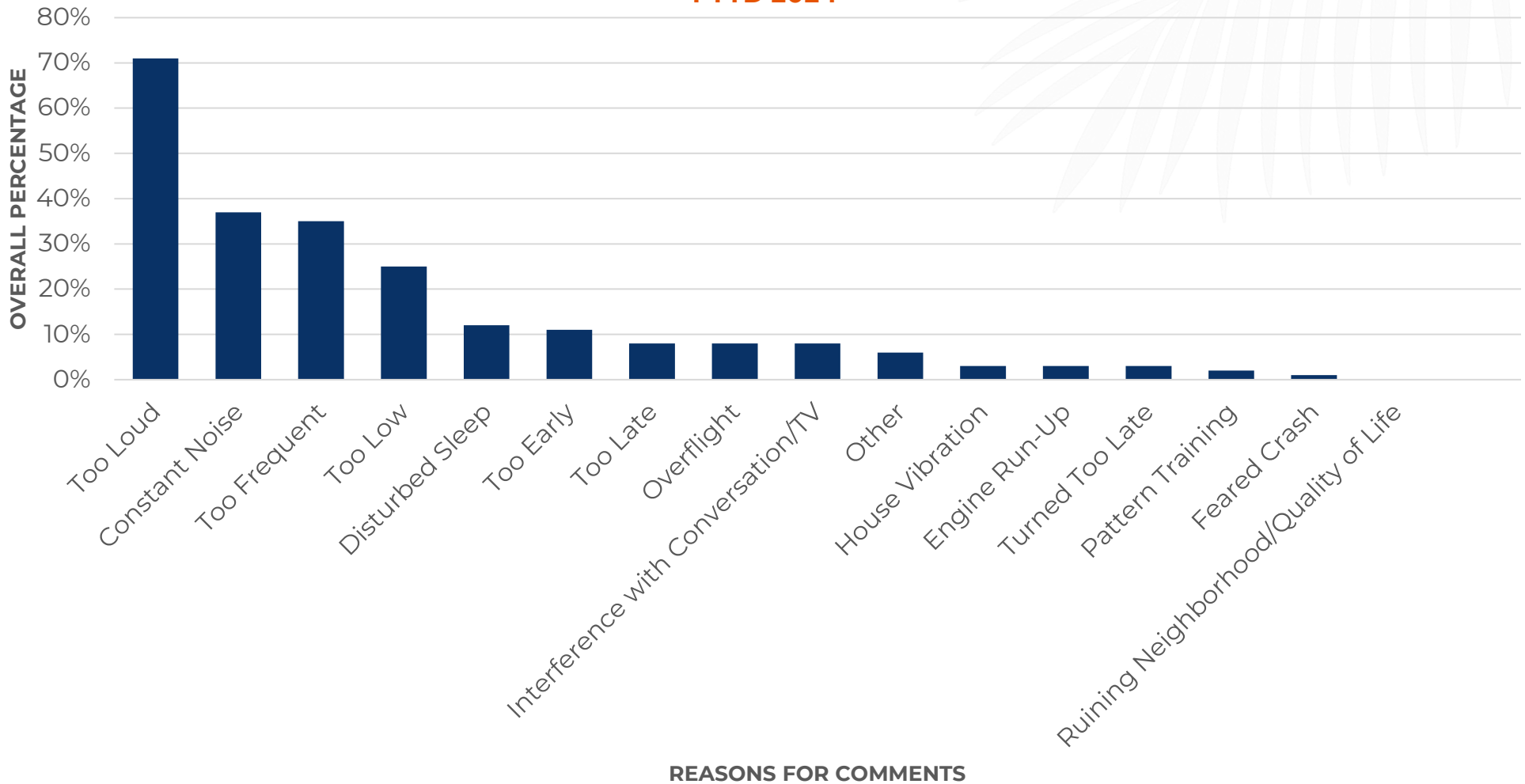


- 54 comments related to public service flights
- 61% of comments from 4 households
- 2 comments are from unknown quadrants
- 18% of comments from 6 Airnoise users*

* Airnoise comments began on March 30, 2024.



PUBLIC COMMENT BY REASON FYTD 2024

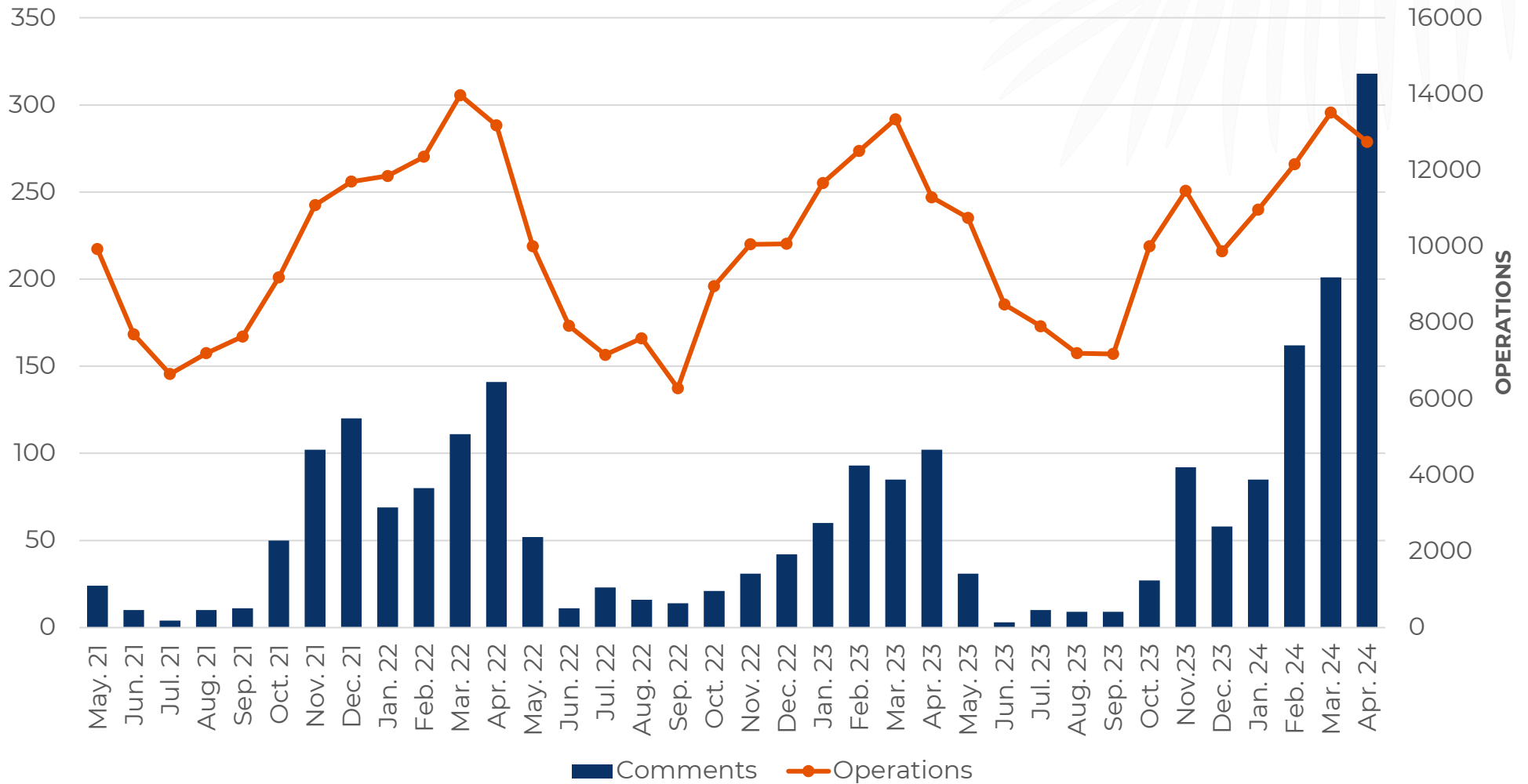


This chart represents the percentage of comments that indicated each reason. Since comments may include more than one reason, the total does not equal 100%.



TREND OF COMMENTS AND OPERATIONS BY MONTH

36 MONTHS





2022 FYTD NOISE COMMENTS

133

Distinct households
filed aircraft noise
comments.

47% of comments from 12 households

672

Noise comments
received from
those households.

2023 FYTD NOISE COMMENTS

97

Distinct households
filed aircraft noise
comments.

49% of comments from 11 households

436

Noise comments
received from
those households.

2024 FYTD NOISE COMMENTS

106

Distinct households
filed aircraft noise
comments.

61% of comments from 4 households.

915

Noise comments
received from
those households.

UPCOMING EVENTS / INFORMATION

JUNE BOARD MEETING

Thursday, June 20, 2024
Naples City Hall
8:30 AM

NOISE COMPATIBILITY COMMITTEE MEETING

Thursday, November 7, 2024
Airport Office Building
9:00 AM

Videos of NCC and TAC Meetings are available at www.flynapples.com/agendas-minutes-videos/
NCC and NAA Annual Reports are posted to the Authority's website at www.flynapples.com/annual-reports/